

# Foot Measuring Instructions

While wearing the kind of socks you plan to wear with boots, kneel or sit and place your right foot on the order blank where indicated. Then take a **pencil** and **while holding it straight up** make a mark around the entire outside of you foot (outline). Try to do this in one sweep for as accurate a single line as possible.

**NOTE:** If you are ordering a tall boot please also give us a measurement around the thickest part of your calf.

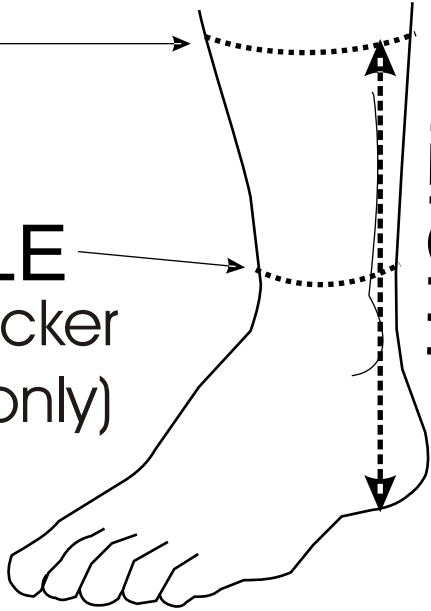
Do you wear your pants inside or outside of your boots? Inside \_\_\_\_ Outside \_\_\_\_

## FOOT MEASURE

Comments:

TOP

ANKLE  
(For Packer  
Boots only)



---

---

---

---

---

**LEFT FOOT**

**RIGHT FOOT**

TOP \_\_\_\_\_

TOP \_\_\_\_\_

ANKLE \_\_\_\_\_

ANKLE \_\_\_\_\_

BOOT HEIGHT \_\_\_\_\_

**Size usually worn**

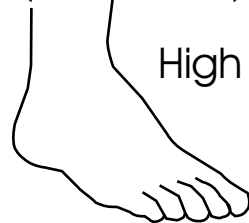
Boot \_\_\_\_\_ Width \_\_\_\_\_

Shoe \_\_\_\_\_ Width \_\_\_\_\_

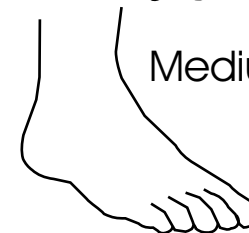
Heel \_\_\_\_\_

Which **INSTEP**  
do you have?

(Circle one)



High



Medium



Low

Name \_\_\_\_\_

Phone (\_\_\_\_\_) \_\_\_\_\_

# Instructions

Sizes on an internet Foot Chart cannot be displayed properly because of distortion from different browser settings and printer margins.

With custom shoes it does not matter if the size marker is right. So long as you carefully draw your foot and measure correctly.

Use a **pencil** (in case you have to erase) and **while holding it straight up**, draw a line around the entire outside of you foot. Try to do this in one sweep for as accurate a single line as possible

.

## Right Foot

If your feet are different sizes use the other side of this page to draw your **left foot**.

**TOES**



Tape more paper to the top of this page if needed.

**HEEL**

# Wilson Boots Order Form

Name \_\_\_\_\_

UPS Address \_\_\_\_\_

UPS does not deliver to a post office box address

Mailing Address \_\_\_\_\_

City \_\_\_\_\_ State \_\_\_\_\_ ZIP \_\_\_\_\_

Phone (\_\_\_\_) \_\_\_\_\_ Day \_\_\_\_ Night \_\_\_\_

## BOOT DETAILS

Style \_\_\_\_\_ Stitching \_\_\_\_\_

Current Size \_\_\_\_\_ Width \_\_\_\_\_ High \_\_\_\_\_

Toe \_\_\_\_\_ Heel \_\_\_\_\_ Welt \_\_\_\_\_

Color(s) Top \_\_\_\_\_ Bottom \_\_\_\_\_

Leather type \_\_\_\_\_

## CREDIT CARD INFORMATION

Card is: VISA \_\_\_\_\_ MC \_\_\_\_\_ AMEX \_\_\_\_\_

\_\_\_\_\_ / \_\_\_\_\_

Account Number \_\_\_\_\_ Exp. Date \_\_\_\_\_

\_\_\_\_\_

Name of issuing bank \_\_\_\_\_

\_\_\_\_\_

Signature \_\_\_\_\_ Auth. No \_\_\_\_\_

**Mail to:**  
**Bowman's Wilson Boots**  
**105 Rogers Lane**  
**Livingston, Montana 59047**

**Or fax it to:**  
**406-222-3891**

Call us if you have any questions  
406-222-3842  
[www.wilsonboots.com](http://www.wilsonboots.com)

Boots may be returned within ten days if found defective in materials and workmanship. We reserve the right to deny a refund if the boots are worn or dirty or built with customer options.